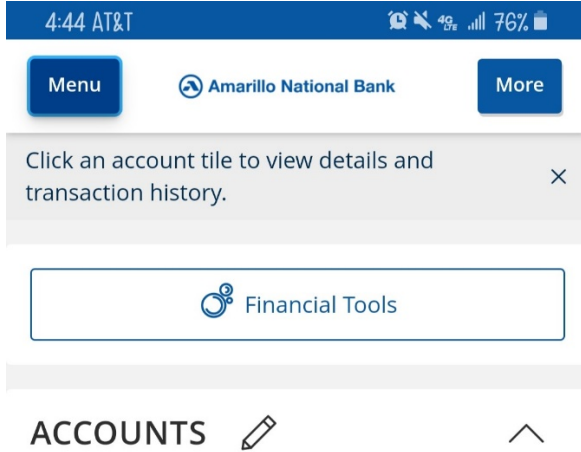


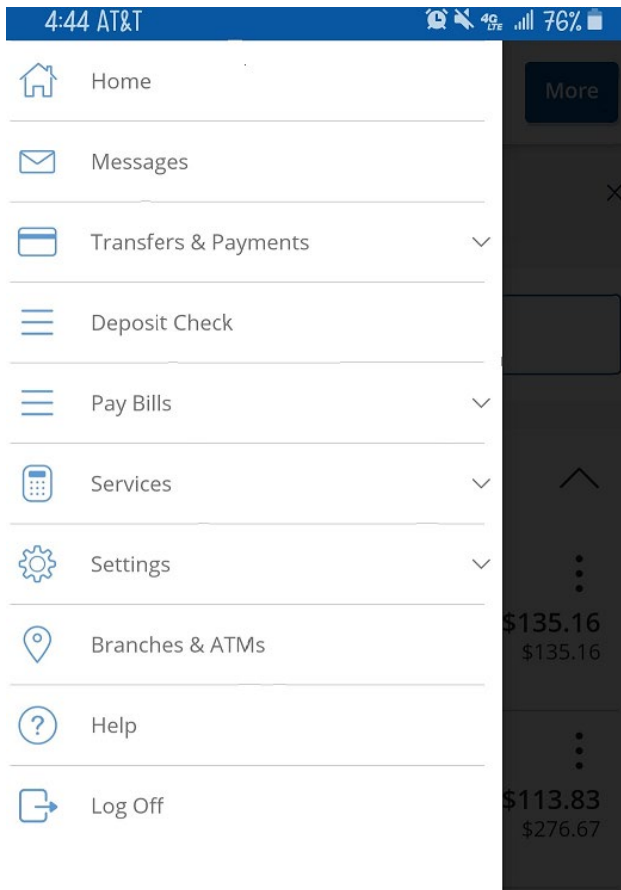
Making a Mobile Deposit

Log into your ANB Mobile App and select the Menu button in the top left corner.




***Be sure to endorse the back of the check.**



Click on Deposit Check.



Select the account you want the funds to go into, enter the amount of the check and then tap the Front of check icon.

4:45 AT&T   76% 

Remote Deposit ✕

DEPOSIT CHECK DEPOSIT CHECK HISTORY



Funds are normally received within two business days. Please keep your paper checks until the funds have posted to your account. ✕

Deposit Account




My Money \$113.83 >

Amount

\$5.00

 Front of check  Back of check

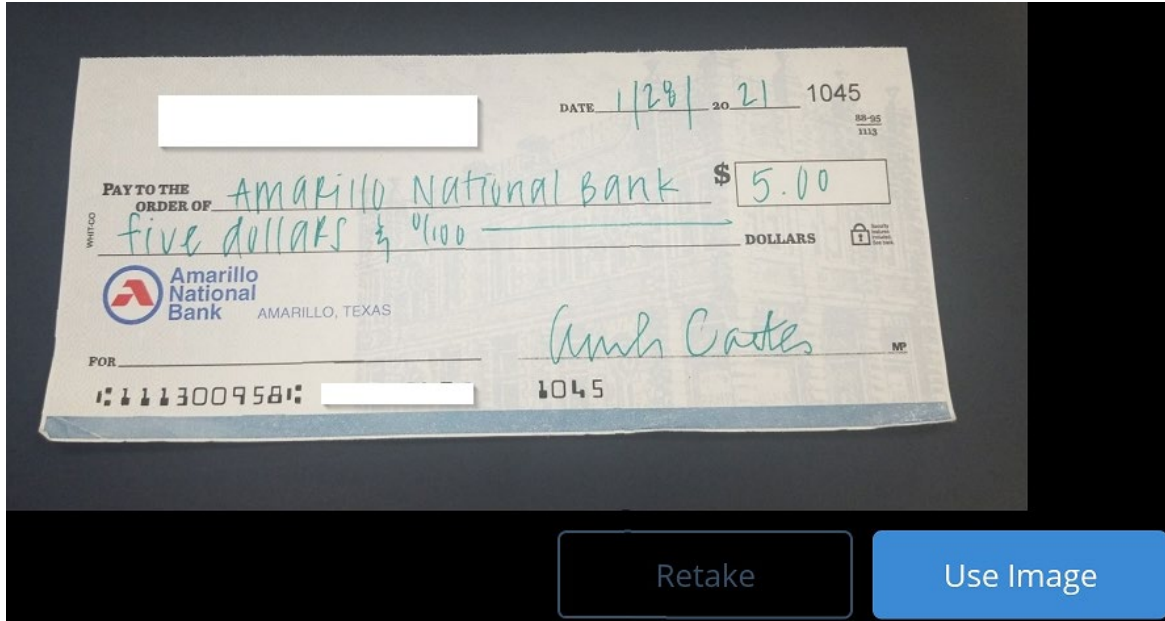
Submit Deposit

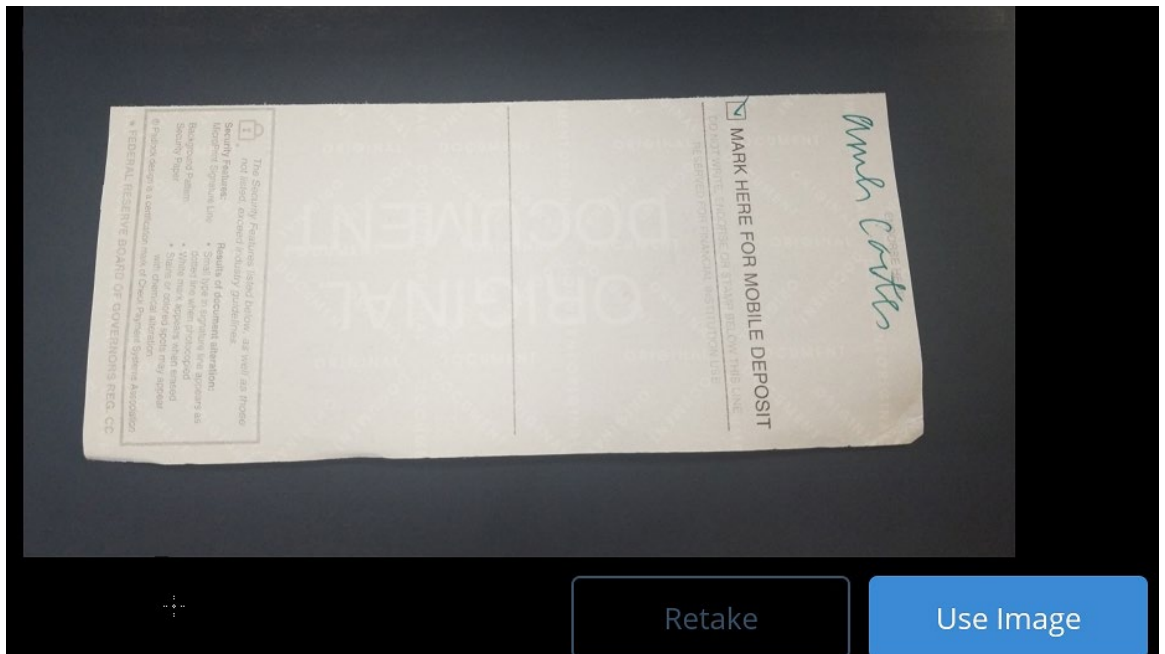
Take a picture of the front of the check and then select Use Image.

*Ensure you have good lighting and that all 4 corners of the check are inside the box.

*If the check is a light color, you can place it on a dark background to make the image clearer.



Take a picture of the back of the check and select Use Image.



You will now see both images at the bottom of the screen. Click Submit.

Remote Deposit ×

DEPOSIT CHECK DEPOSIT CHECK HISTORY



Funds are normally received within two business days. Please keep your paper checks until the funds have posted to your account. ×

Deposit Account

My Money \$113.83 >

Amount


\$5.00

Submit Deposit

You will get the success screen and can make another deposit or return to your accounts.

There is a limit of \$50,000 per item and the funds will be available the next business day.



Deposit Processing

\$5.00

My Money
692549

Check deposited successfully.

Make another deposit

Return to Accounts